

COMMERCIAL / INDUSTRIAL TURBIDITY FILTERS



When performance & value matters.



CONTROL VALVES



SPECIFICATIONS

EWS1

EWS1.5

EWS2QC

Service @ 15 psi drop	27 gpm (includes meter & bypass)	70 gpm	125 gpm
Backwash @ 25 psi drop	27 gpm (includes bypass)	52 gpm	85 gpm
TANK APPLICATIONS:			
Filter	6" - 21" diameter	12" - 30" diameter	12" - 36" diameter
Inlet/Outlet Fitting Connections	1" - 1.25" NPT 3/4" - 1.5" Sweat 3/4" - 1.5" Solvent 3/4" - 1" SharkBite®	1.5" Female NPT	2" Female NPT
Valve Material	Noryl	Lead Free Brass	Lead Free Brass
Cycles	Up to 6	Up to 6	Up to 6
Regeneration	Downflow/Upflow	Downflow/Upflow	Downflow/Upflow
Operating Pressures	20 - 125 psi	20 - 125 psi	20 - 125 psi
Operating Temperatures	40° - 110° F	40° - 110° F	40° - 110° F
METER:			
Flow Rate Range	0.25 - 27 gpm	0.5 - 75 gpm	1.5 - 150 gpm
Volume Range (gallons)	20 - 1,500,000 gallons	20 - 1,500,000 gallons	20 - 1,500,000 gallons
Totalizer	Yes	Yes	Yes
Distributor Pilot	1.050" O.D. Pipe 3/4" NPS	1.90" O.D. Pipe 1.5" NPS	2.375" O.D. Pipe 2" NPS
Drain Line Connection	3/4" Male NPT Standard 1" Male NPT Optional	1.25" Female NPT with 3/4" Male NPT Standard 1" Male NPT Optional	1.5" Female NPT
Mounting Base Options	2 1/2" - 8 NPSM	4" - 8 UN	Quick Disconnect 4" - 8 UN 6" Flange Side Mount
Height From Top of Tank	7 3/8"	9.5"	with 4" - 8 UN QC Base is 11.2" with 6" Flange QC Base is 11.3"
Shipping Weight	4.5 lbs.	21 lbs.	29 lbs.
ELECTRICAL:			
Supply Voltage	120V	120V	120V
Supply Frequency	60 Hz	60 Hz	60 Hz
Output Voltage	12V AC	12V AC	12V AC
Output Current	500 mA	500 mA	500 mA

CONTROL VALVES



SPECIFICATIONS

EWS2H

EWS3

Service @ 15 psi drop Backwash @ 25 psi drop	125 gpm (includes meter) 125 gpm	250 gpm 220 gpm
Tank Application:Filter	18" - 48" diameter	18" - 63" diameter
Inlet/Outlet Fitting Connections	2" Female NPT / 3" Female NPT 2.5" Groove Lock	3" Female NPT
Valve Material Cycles Regeneration	Lead Free Brass Up to 9 Downflow	Lead Free Brass Up to 9 Downflow
Operating Pressures Operating Temperatures	20 - 125 psi 40° - 110° F	20 - 125 psi 40° - 110° F
METER: Flow Rate Range Volume Range (gallons) Totalizer	1.5 - 125 gpm 10 - 999,000 gallons Yes	3.5 - 350 gpm 10 - 999,000 gallons Yes
Distributor Pilot	2.375" O.D. Pipe 2" NPS	3.5" O.D. Pipe 3" NPS
Drain Line Connection	2" Female NPT / 2.5" Groove Lock	3" Female NPT
Mounting Base Options	Quick Disconnect 4" - 8 UN 6" Flange Side Mount	Quick Disconnect 6" Flange Side Mount
Height From Top of Tank	with 4" - 8 UN QC Base is 11.5" with 6" Flange QC Base is 11.6"	with 6" Flange QC Base is 12.5"
Shipping Weight	50 lbs.	57 lbs. (no meter)
ELECTRICAL: Supply Voltage Supply Frequency Output Voltage Output Current	120V AC 60 Hz 20V AC 750 mA	120V AC 60 Hz 20V AC 750 mA

COMMERCIAL / INDUSTRIAL TURBIDITY FILTER COMPONENTS



MOTORIZED ALTERNATING VALVE (MAV)

- Engineered for duplex alternating system
- 1-1/4" to 2" Motorized Alternating Valves
- Full porting with minimal pressure loss
- Provides for no raw water bypass during regeneration
- Low voltage drive assy controlled by valve circuit board
- Operating pressures 20psi-125psi
- Operating temperatures 40° F - 110° F
- Patent seal spacer stack assy
- Hydraulically balanced piston valve
- Proven and reliable Excalibur DC drive assy



NO HARD WATER BYPASS (NHWB)

- Engineered for duplex alternating with progressive flow & system controller applications
- 1" to 3" No Hard Water Bypass Valves
- 316 stainless & composite materials of construction
- Designed for use in multiple tank configurations
- Proven and reliable Excalibur DC drive assy
- Hydraulically balanced piston valve
- Patent seal spacer stack assy
- Operating pressures 20psi-125psi
- Operating temperatures 40° F - 110° F
- Low voltage drive assy controlled by valve circuit board
- Full porting with minimal pressure loss



EXCALIBUR SYSTEM CONTROLLER

- Excalibur System Controller may operate 2-6 vessels
- 1" to 2" Control Valve Engineered Systems
- System diagnostic & programming information download
- Two fused single pole double throw (SPDT) relay outputs
- Front panel displays for time of day, day of week, days until next regeneration, current system flow rate & total system volume utilized
- System regeneration types progressive flow, alternator, series, and random options
- Solid state processor friendly front panel programming
- Front panel LED status indicators for online, standby, and regeneration
- Single demand based output meter
- Coin cell lithium battery for backup time of day



MINERAL TANKS

- Excalibur mineral tanks are made of high pressure composite materials - LLDPE liner with FRP filament winding outer shell
- Flanged tanks manufactured with continuous seamless inner liner shell with a solid anodize aluminum cast flange
- This design provides excellent strength, durability and leak free service
- Maximum operating pressure 150psi
- Maximum operating temperature 120° F
- Mineral tanks are NSF 44 & PED certified



MEDIA

- Excalibur Zentec media is a unique natural zeolite used for suspended solids reduction
- High sediment removal capacity results in longer filter runs, with a substantial savings in backwash water
- Mesh size of 14x30 with effective size of 0.55mm
- Uniformity coefficient is 1.8
- Hardness at Mohs Scale is 4-5
- Wide pH range water to the maximum temperature of 140° F
- Minimum freeboard is 50% of bed depth
- Backwash flow rate of 15-20 GPM/sq.ft. provides 30-40% of bed expansion

COMMERCIAL / INDUSTRIAL TURBIDITY FILTER COMPONENTS



GRAVEL SUPPORT BED

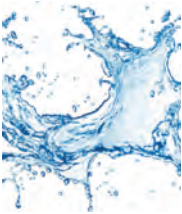
- Excalibur uncrushed gravel has a highly spherical shape that promotes good flow and even distribution support bed
- Gravel will maintain the quality of the treated water

- Multi depth layered gravel support bed for maximum flow rates with minimum pressure drop



WATER DISTRIBUTION

- Excalibur high impact FDA approved hub and lateral high flow distributors are utilized to evenly collect and distribute the flow of water over the entire resin bed.



PROGRESSIVE FLOW

- Progressive flow provides minimum to maximum peak flow rates utilizing one or all of the vessels in the design configuration to satisfy current demand. This system will utilize and operate outlet isolation valves with a predetermined flow rate set point to bring online additional units to meet peak flow rate requirements.

This system configuration determines the need to regenerate based on a unit reaching zero capacity or day override.

COMMERCIAL / INDUSTRIAL TURBIDITY FILTER APPLICATIONS

Commercial Applications

Assisted Living Facilities
Hospitals
Car Wash
Trailer Parks
Agriculture

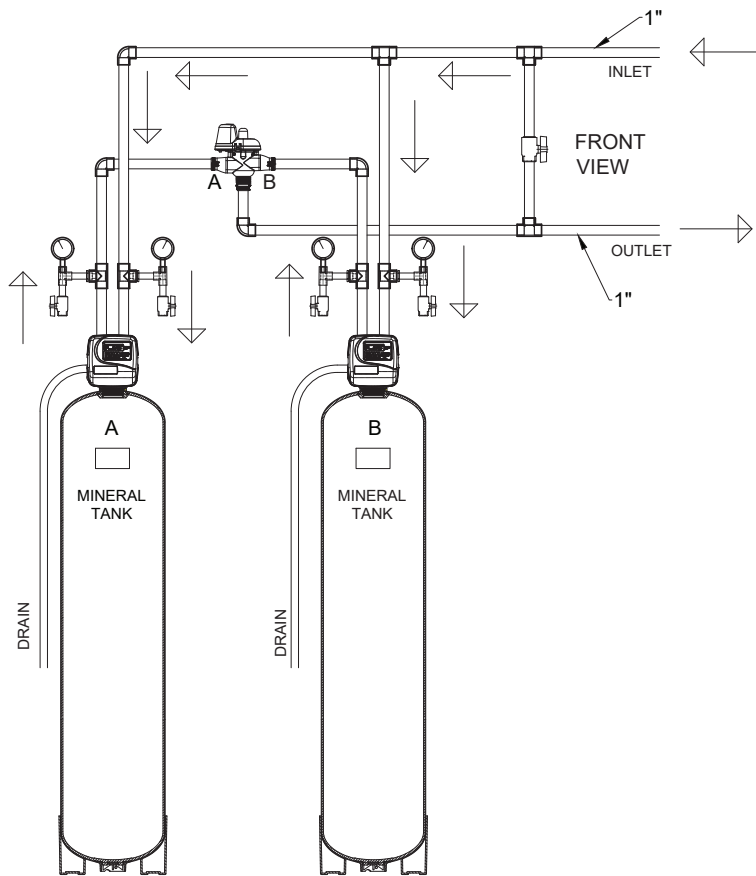
Schools
Restaurants
Health Clubs
Grocery Stores

Industrial Applications

Boiler Pre Treatment
Pharmaceutical
Process Water
Steel Industries
Aerospace
Food Processing
Bottling Plants

Cooling Tower
Petro Chemical
Electronics
Pulp & Paper
Power Generation
Fisheries

EXCALIBUR 1" SIMPLEX & DUPLEX TURBIDITY FILTER SPECIFICATIONS



Simplex & Duplex Fully Automatic Electronic Demand Commercial Turbidity Filters

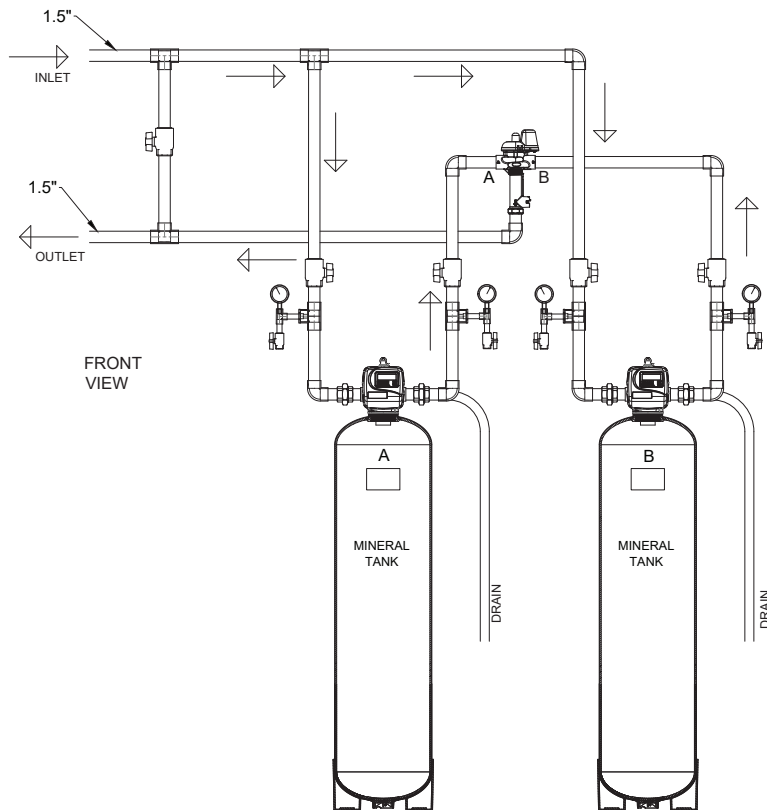
- Flow Rates up to 27 USGPM
- Internal Electronic Flow Meter range 0.25-27 USGPM
- Fully adjustable 6 cycle valve
- Four methods to initiate regeneration metered immediate, metered delayed, time clock delayed or pressure differential
- Duplex Turbidity Filters utilize MAV controls to provide regeneration
- Suspended solid removal to 5 micron
- Removes large and small suspended solids such as dirt, grit and turbidity
- High flow low pressure drop designs
- NSF 61 Certified

TURBIDITY SYSTEM SPECIFICATIONS

MODEL	Total Media (ft ³)	FLOW RATE (GPM)				APPROX. SPACE REQUIRED (in)			Shipping Weight lbs
		Minimum	Critical	Peak	Backwash	L	W	H	
EWS FS1AG1	1.0	0.9	4.4	5.5	6.5	10	18	57	90
EWS FD1AG1	2.0	0.9	4.4	5.5	6.5	22	18	57	180
EWS FS1AG1.5	1.5	1.1	5.5	7.5	7.5	11	18	63	115
EWS FD1AG1.5	3.0	1.1	5.5	7.5	7.5	23	18	63	230
EWS FS1AG2	2.0	1.6	7.9	9.9	11.0	13	18	62	150
EWS FD1AG2	4.0	1.6	7.9	9.9	11.0	28	18	62	300
EWS FS1AG2.5	2.5	1.8	9.2	11.5	13.0	14	18	64	250
EWS FD1AG2.5	5.0	1.8	9.2	11.5	13.0	30	18	64	500
EWS FS1AG3	3.0	2.1	10.7	13.4	15.0	15	18	75	350
EWS FD1AG3	6.0	2.1	10.7	13.4	15.0	32	18	75	700
EWS FS1AG4	4.0	2.8	14.0	17.5	20.0	17	18	75	450
EWS FD1AG4	8.0	2.8	14.0	17.5	20.0	38	18	75	900
EWS FS1AG5	5.0	3.5	17.7	22.1	25.0	19	19	75	600
EWS FD1AG5	10.0	3.5	17.7	22.1	25.0	42	19	75	1,200

* 1 Micron filtration is available call Factory for details

EXCALIBUR 1.5" SIMPLEX & DUPLEX TURBIDITY FILTER SPECIFICATIONS



Simplex & Duplex Fully Automatic Electronic Demand Commercial Turbidity Filters

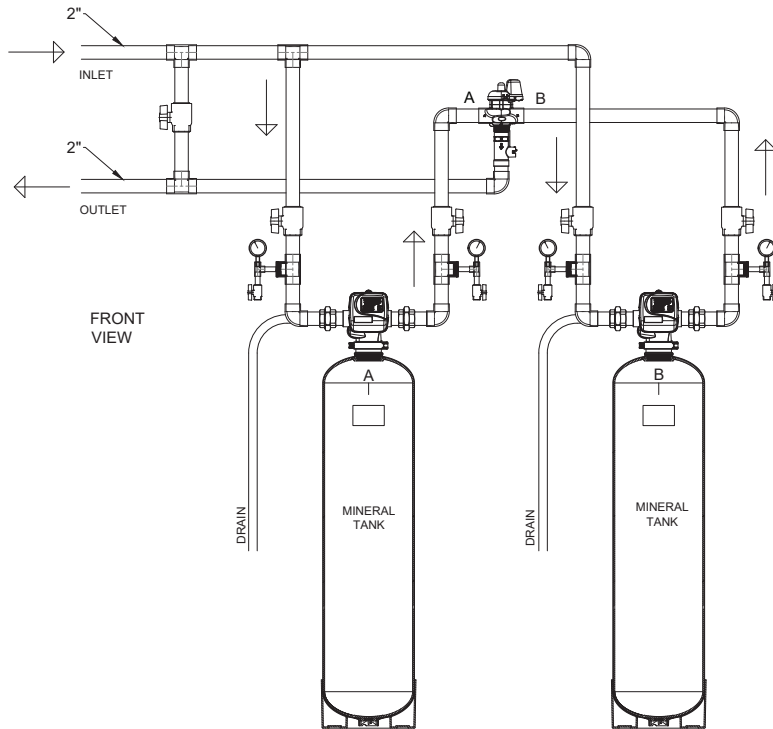
- Flow Rates up to 70 USGPM
- External Electronic Flow Meter range 0.5-75 USGPM
- Fully adjustable 6 cycle valve
- Four methods to initiate regeneration metered immediate, metered delayed, time clock delayed or pressure differential
- Duplex Turbidity Filters utilize MAV controls to provide regeneration
- Suspended solid removal to 5 micron
- Removes large and small suspended solids such as dirt, grit and turbidity
- High flow low pressure drop designs
- NSF 61 Certified

TURBIDITY SYSTEM SPECIFICATIONS

MODEL	Total Media (ft ³)	FLOW RATE (GPM)				APPROX. SPACE REQUIRED (in)			Shipping Weight lbs
		Minimum	Critical	Peak	Backwash	L	W	H	
EWS FS15AG4	4.0	2.8	14.0	17.5	20.0	17	17	75	450
EWS FD15AG4	8.0	2.8	14.0	17.5	20.0	36	17	75	900
EWS FS15AG5	5.0	3.5	17.7	22.1	25.0	19	19	74	600
EWS FD15AG5	10.0	3.5	17.7	22.1	25.0	40	19	74	1,200
EWS FS15AG7	7.0	4.8	24.1	30.1	36.0	22	22	74	700
EWS FD15AG7	14.0	4.8	24.1	30.1	36.0	46	22	74	1,400
EWS FS15AG9	9.0	6.3	31.4	39.3	47.2	25	25	85	950
EWS FD15AG9	18.0	6.3	31.4	39.3	47.2	52	25	85	1,900

* 1 Micron filtration is available call Factory for details

EXCALIBUR 2"QC SIMPLEX & DUPLEX TURBIDITY FILTER SPECIFICATIONS



Simplex & Duplex Fully Automatic Electronic Demand Commercial Turbidity Filters

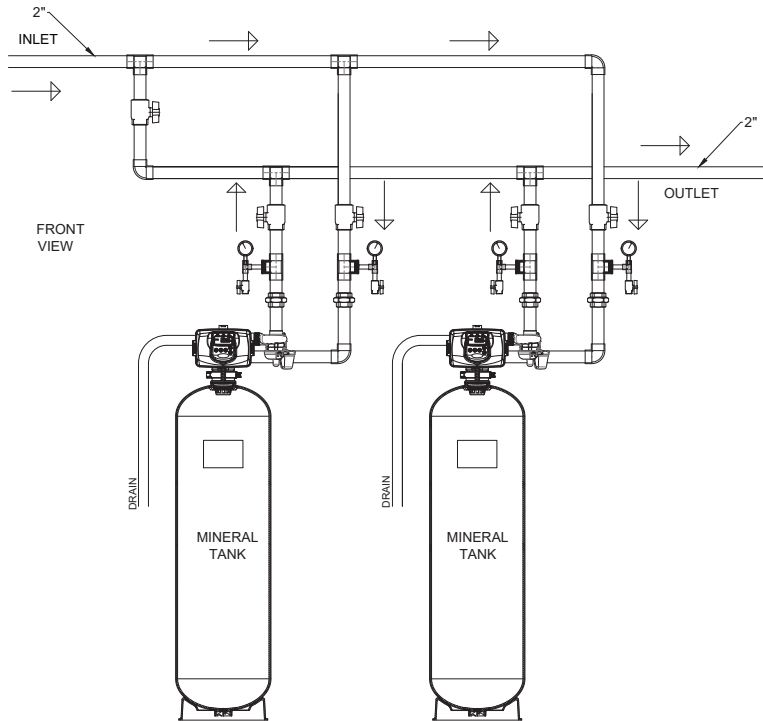
- Flow Rates up to 112 USGPM
- External Electronic Flow Meter range 1.5-150 USGPM
- Fully adjustable 6 cycle valve
- Four methods to initiate regeneration metered immediate, metered delayed, time clock delayed or pressure differential
- Duplex Turbidity Filters utilize MAV controls to provide regeneration
- Suspended solid removal to 5 micron
- Removes large and small suspended solids such as dirt, grit and turbidity
- High flow low pressure drop designs
- NSF 61 Certified

TURBIDITY SYSTEM SPECIFICATIONS

MODEL	Total Media (ft³)	FLOW RATE (GPM)				APPROX. SPACE REQUIRED (in)			Shipping Weight lbs
		Minimum	Critical	Peak	Backwash	L	W	H	
EWS FS2MQCAG4	4.0	2.8	14.0	17.5	20.0	20	17	75	500
EWS FD2MQCAG4	8.0	2.8	14.0	17.5	20.0	42	17	75	1,000
EWS FS2MQCAG5	5.0	3.5	17.7	22.1	25.0	22	19	74	650
EWS FD2MQCAG5	10.0	3.5	17.7	22.1	25.0	44	19	74	1,300
EWS FS2MQCAG7	7.0	4.8	24.1	30.1	36.0	24	22	74	750
EWS FD2MQCAG7	14.0	4.8	24.1	30.1	36.0	50	22	74	1,500
EWS FS2MQCAG9	9.0	6.3	31.4	39.3	47.2	25	25	85	1,000
EWS FD2MQCAG9	18.0	6.3	31.4	39.3	47.2	54	25	85	2,000
EWS FS2MQCAG14	14.0	9.8	49.1	61.4	74.0	31	31	95	1,450
EWS FD2MQCAG14	28.0	9.8	49.1	61.4	74.0	66	31	95	2,900

* 1 Micron filtration is available call Factory for details

EXCALIBUR 2H" SIMPLEX & DUPLEX PROGRESSIVE TURBIDITY FILTER SPECIFICATIONS



Simplex & Duplex Fully Automatic Electronic Demand Commercial Turbidity Filters

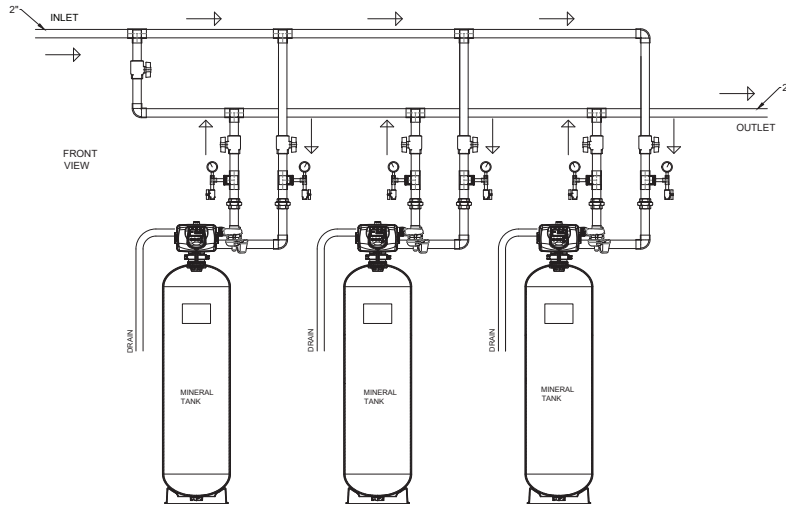
- Flow Rates up to 250 USGPM
- Internal Electronic Flow Meter range 1.5-125 USGPM
- Fully adjustable 9 cycle valve
- Progressive flow on demand filtered water
- Four methods to initiate regeneration metered immediate, metered delayed, time clock delayed or pressure differential
- Duplex Turbidity Filters utilize NHWB valves to initiate regenerations and progressive flow system operations
- Suspended solid removal to 5 micron
- Removes large and small suspended solids such as dirt, grit and turbidity
- High flow low pressure drop designs
- NSF 61 Certified

TURBIDITY SYSTEM SPECIFICATIONS

MODEL	Total Media (ft³)	FLOW RATE (GPM)				APPROX. SPACE REQUIRED (in)			Shipping Weight lbs
		Minimum	Critical	Peak	Backwash	L	W	H	
EWS FS2HAG5	5.0	3.5	17.7	22.1	25.0	19	23	82	560
EWS FD2HAG5	10.0	3.5	35.4	44.3	25.0	42	23	82	1,120
EWS FS2HAG7	7.0	4.8	24.1	30.1	36.0	22	23	85	720
EWS FD2HAG7	14.0	4.8	48.2	60.3	36.0	48	23	85	1,440
EWS FS2HAG9	9.0	6.3	31.4	39.3	47.2	25	25	89	1,000
EWS FD2HAG9	18.0	6.3	62.8	78.5	47.2	54	25	89	2,000
EWS FS2HAG14	14.0	9.8	49.1	61.4	74.0	31	31	96	1,500
EWS FD2HAG14	28.0	9.8	98.2	122.8	74.0	66	31	96	3,000
EWS FS2HAG21	21.0	14.1	70.7	88.4	106.5	37	37	98	2,050
EWS FD2HAG21	42.0	14.1	141.4	176.8	106.5	78	37	98	4,100

* 1 Micron filtration is available call Factory for details

EXCALIBUR 2H" TRIPLEX & QUADPLEX PROGRESSIVE TURBIDITY FILTER SPECIFICATIONS



Triplex & Quadplex Fully Automatic Electronic Demand Commercial Turbidity Filters

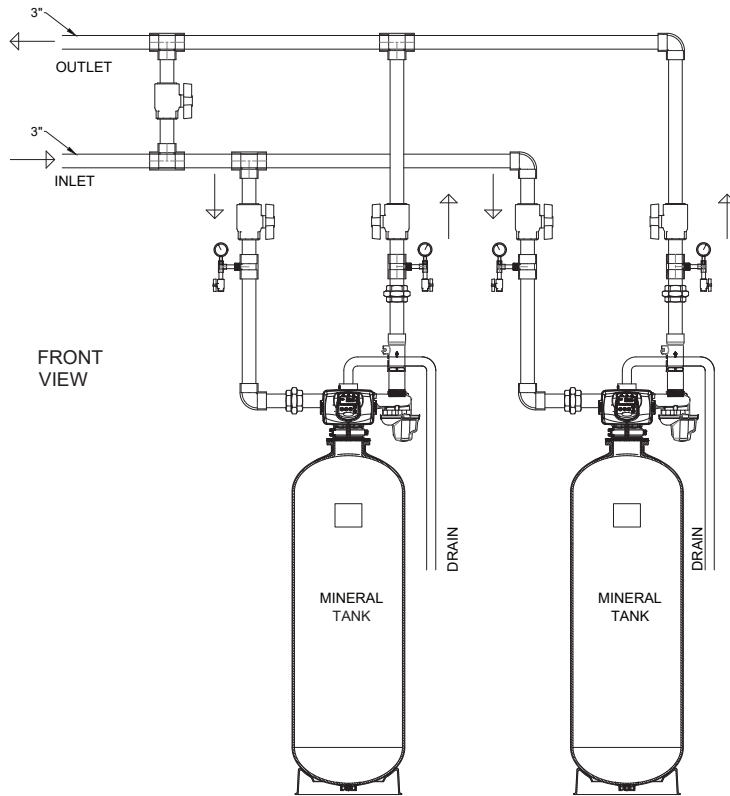
- Flow Rates up to 500 USGPM
- System designs up to 4 vessels
- Internal Electronic Flow Meter
- Fully adjustable 9 cycle valve
- Progressive flow on demand filtered water
- Four methods to initiate regeneration metered immediate, metered delayed, time clock delayed or pressure differential
- Triplex and Quadplex Turbidity Filters utilize NHWB valves to initiate regenerations and progressive flow system operations
- Suspended solid removal to 5 micron
- Removes large and small suspended solids such as dirt, grit and turbidity
- High flow low pressure drop designs
- NSF 61 Certified

TURBIDITY SYSTEM SPECIFICATIONS

MODEL	Total Media (ft ³)	FLOW RATE (GPM)				APPROX. SPACE REQUIRED (in)			Shipping Weight lbs
		Minimum	Critical	Peak	Backwash	L	W	H	
EWS FT2HAG5	15.0	3.5	53.1	66.4	25.0	65	23	82	1,680
EWS FQ2HAG5	20.0	3.5	70.8	88.5	25.0	88	23	82	2,240
EWS FT2HAG7	21.0	4.8	72.3	90.4	36.0	74	23	85	2,160
EWS FQ2HAG7	28.0	4.8	96.4	120.5	36.0	100	23	85	2,880
EWS FT2HAG9	27.0	6.3	94.2	117.8	47.2	83	25	89	3,000
EWS FQ2HAG9	36.0	6.3	125.6	157.0	47.2	112	25	89	4,000
EWS FT2HAG14	42.0	9.8	147.3	184.1	74.0	101	31	96	4,500
EWS FQ2HAG14	56.0	9.8	196.4	245.5	74.0	136	31	96	6,000
EWS FT2HAG21	63.0	14.1	212.1	265.1	106.5	119	37	98	6,150
EWS FQ2HAG21	84.0	14.1	282.8	353.5	106.5	160	37	98	8,200

* 1 Micron filtration is available call Factory for details

EXCALIBUR 3" SIMPLEX & DUPLEX PROGRESSIVE TURBIDITY FILTER SPECIFICATIONS



Simplex & Duplex Fully Automatic Electronic Demand Commercial Turbidity Filters

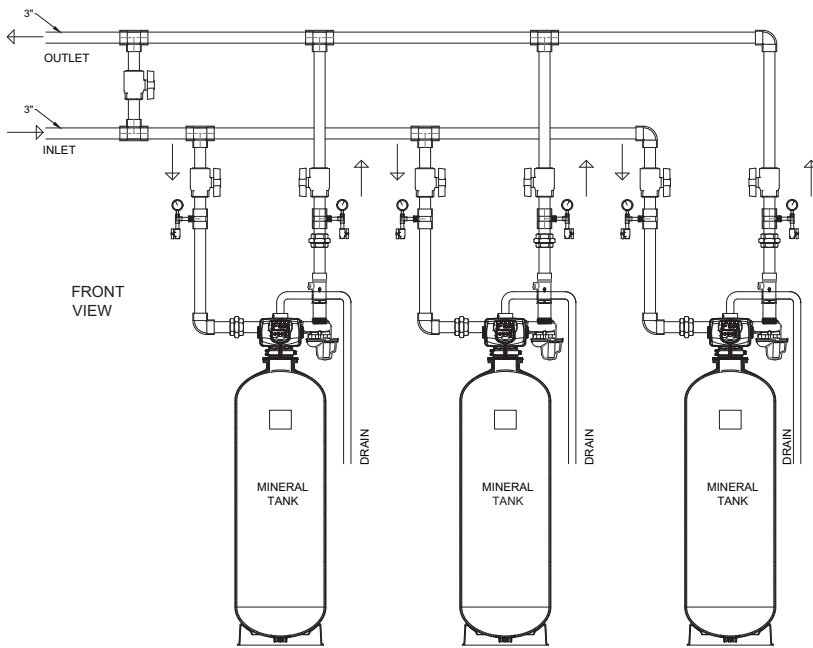
- Flow Rates up to 500 USGPM
- External Electronic Flow Meter range 3.5-350 USGPM
- Fully adjustable 9 cycle valve
- Progressive flow on demand filtered water
- Four methods to initiate regeneration metered immediate, metered delayed, time clock delayed or pressure differential
- Duplex Turbidity Filters utilize NHWB valves to initiate regenerations and progressive flow system operations
- Suspended solid removal to 5 micron
- Removes large and small suspended solids such as dirt, grit and turbidity
- High flow low pressure drop designs
- NSF 61 Certified

TURBIDITY SYSTEM SPECIFICATIONS

MODEL	Total Media (ft ³)	FLOW RATE (GPM)				APPROX. SPACE REQUIRED (in)			Shipping Weight lbs
		Minimum	Critical	Peak	Backwash	L	W	H	
EWS FS3AG9	9.0	6.3	31.4	39.3	47.2	25	25	90	1,000
EWS FD3AG9	18.0	6.3	62.8	78.5	47.2	54	25	90	2,000
EWS FS3AG14	14.0	9.8	49.1	61.4	74.0	31	31	97	1,500
EWS FD3AG14	28.0	9.8	98.2	122.8	74.0	66	31	97	3,000
EWS FS3AG21	21.0	14.1	70.7	88.4	106.5	37	37	99	2,050
EWS FD3AG21	42.0	14.1	141.4	176.8	106.5	78	37	99	4,100
EWS FS3AG28	28.0	19.2	96.3	120.4	145.0	43	43	110	3,000
EWS FD3AG28	56.0	19.2	192.6	240.8	145.0	90	43	110	6,000
EWS FS3AG37	37.0	25.0	125.7	157.1	188.0	49	49	107	3,650
EWS FD3AG37	74.0	25.0	251.4	314.3	188.0	102	49	107	7,300

* 1 Micron filtration is available call Factory for details

EXCALIBUR 3" TRIPLEX & QUADPLEX PROGRESSIVE TURBIDITY FILTER SPECIFICATIONS



Triplex & Quadplex Fully Automatic Electronic Demand Industrial Turbidity Filters

- Flow Rates up to 1000 USGPM
- System design up to 4 vessels
- External Electronic Flow Meter
- Fully adjustable 9 cycle valve
- Progressive flow on demand filtered water

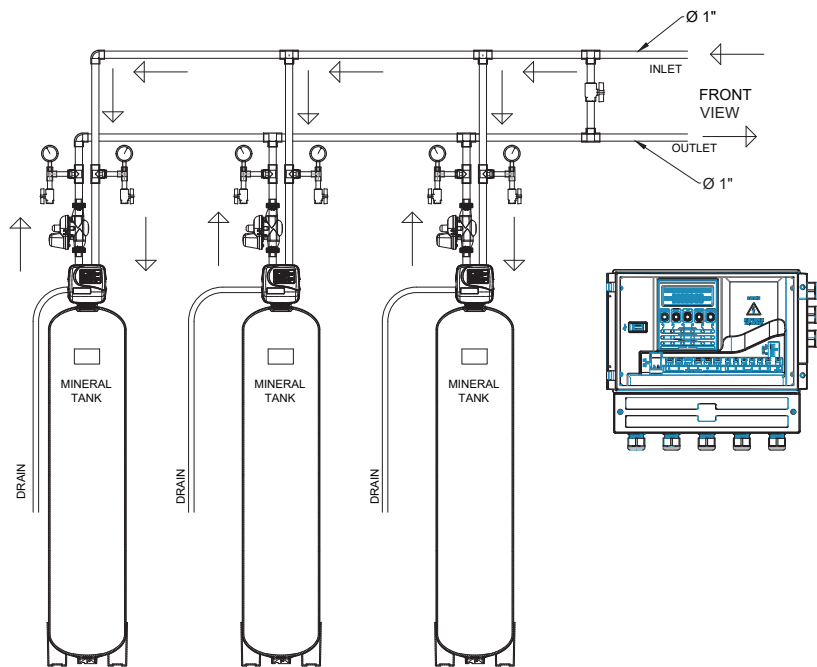
- Four methods to initiate regeneration metered immediate, metered delayed, time clock delayed or pressure differential
- Triplex and Quadplex Turbidity Filters utilize NHWB valves to initiate regenerations and progressive flow system operations
- Suspended solid removal to 5 micron
- Removes large and small suspended solids such as dirt, grit and turbidity
- High flow low pressure drop designs
- NSF 61 Certified

TURBIDITY SYSTEM SPECIFICATIONS

MODEL	Total Media (ft ³)	FLOW RATE (GPM)				APPROX. SPACE REQUIRED (in)			Shipping Weight lbs
		Minimum	Critical	Peak	Backwash	L	W	H	
EWS FT3AG9	27.0	6.3	94.2	117.8	47.2	83	25	90	3,000
EWS FQ3AG9	36.0	6.3	125.6	157.0	47.2	112	25	90	4,000
EWS FT3AG14	42.0	9.8	147.3	184.1	74.0	101	31	97	4,500
EWS FQ3AG14	56.0	9.8	196.4	245.5	74.0	136	31	97	6,000
EWS FT3AG21	63.0	14.1	212.1	265.1	106.5	119	37	99	6,150
EWS FQ3AG21	84.0	14.1	282.8	353.5	106.5	160	37	99	8,200
EWS FT3AG28	84.0	19.2	288.9	361.1	145.0	137	43	110	9,000
EWS FQ3AG28	112.0	19.2	385.2	481.5	145.0	184	43	110	12,000
EWS FT3AG37	111.0	25.0	377.1	471.4	188.0	155	49	107	10,950
EWS FQ3AG37	148.0	25.0	502.8	628.5	188.0	208	49	107	14,600

* 1 Micron filtration is available call Factory for details

EXCALIBUR 1" COMMERCIAL/INDUSTRIAL SYSTEM CONTROLLER PROGRESSIVE TURBIDITY FILTER SPECIFICATIONS



System Controller 1" Fully Automatic Multi-Tank Electronic Demand Commercial/Industrial Turbidity Filters

- Flow Rates up to 162 USGPM
- System design up to 6 vessels
- Internal Electronic Flow Meter
- Fully adjustable 6 cycle valve
- Progressive flow on demand filtered water

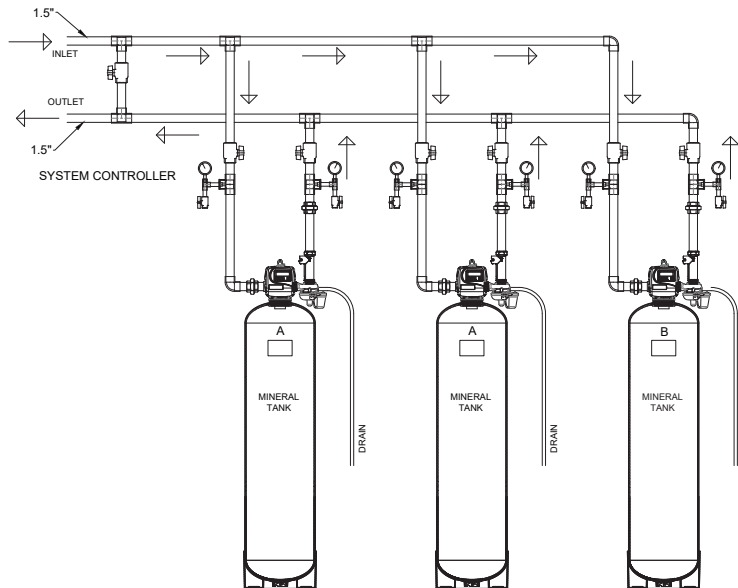
- Four methods to initiate regeneration metered immediate, metered delayed, time clock delayed or pressure differential
- System Controller Turbidity Filters utilize NHWB valves to initiate regenerations and progressive flow system operations
- Suspended solid removal to 5 micron
- Removes large and small suspended solids such as dirt, grit and turbidity
- High flow low pressure drop designs
- NSF 61 Certified

TURBIDITY SYSTEM SPECIFICATIONS

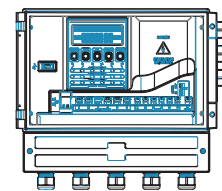
MODEL ¹	Vessel Media (ft ³)	FLOW RATE (GPM)								APPROX. SPACE REQUIRED (INCHES)						VESSEL SHIPPING WEIGHT (lbs)	
		Min.	Critical Set Point	Progressive Peak ²					Backwash	LENGTH ²					WIDTH		HEIGHT
				2	3	4	5	6		2	3	4	5	6			
EWS FSC1NAG1	1.0	0.9	4.4	11	17	22	28	33	6.5	24	38	52	66	80	18	57	90
EWS FSC1NAG1.5	1.5	1.1	5.5	14	21	28	34	41	7.5	26	41	56	71	86	18	63	115
EWS FSC1NAG2	2.0	1.6	7.9	20	30	40	49	59	11.0	30	47	64	81	98	18	62	150
EWS FSC1NAG2.5	2.5	1.8	9.2	23	35	46	58	69	13.0	32	50	68	86	104	18	64	250
EWS FSC1NAG3	3.0	2.1	10.7	27	40	54	67	80	15.0	34	53	72	91	110	18	75	350
EWS FSC1NAG4	4.0	2.8	14.0	35	53	70	88	105	20.0	38	59	80	101	122	18	75	450
EWS FSC1NAG5	5.0	3.5	17.7	44	66	89	111	133	25.0	42	65	88	111	134	19	75	600

* 1 Micron filtration is available call Factory for details
 1 = N must be replaced by number of Vessels to order.
 2 = Numbers given below denote the number of vessels.

EXCALIBUR 1.5" COMMERCIAL/INDUSTRIAL SYSTEM CONTROLLER PROGRESSIVE TURBIDITY FILTER SPECIFICATIONS



**System Controller
1.5" Fully Automatic
Multi-Tank
Electronic Demand
Commercial/Industrial
Turbidity Filters**



- Flow Rates up to 420 USGPM
- System design up to 6 vessels
- Internal Electronic Flow Meter
- Fully adjustable 6 cycle valve
- Progressive flow on demand filtered water
- Four methods to initiate regeneration metered immediate, metered delayed, time clock delayed or pressure differential
- System Controller Turbidity Filters utilize NHWB valves to initiate regenerations and progressive flow system operations
- Suspended solid removal to 5 micron
- Removes large and small suspended solids such as dirt, grit and turbidity
- High flow low pressure drop designs
- NSF 61 Certified

TURBIDITY SYSTEM SPECIFICATIONS

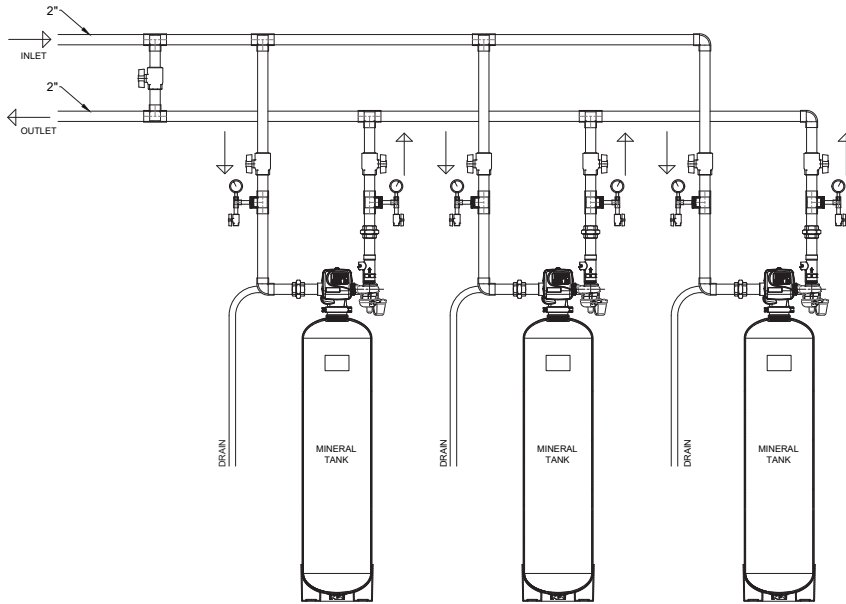
MODEL ¹	Vessel Media (ft ³)	FLOW RATE (GPM)								APPROX. SPACE REQUIRED (INCHES)						VESSEL SHIPPING WEIGHT (lbs)	
		Min.	Critical Set Point	Progressive Peak ²					Backwash	LENGTH ²					WIDTH		HEIGHT
				2	3	4	5	6		2	3	4	5	6			
EWS FSC15NAG4	4.0	2.8	14.0	35	53	70	88	105	20.0	38	59	80	101	122	17	75	450
EWS FSC15NAG5	5.0	3.5	17.7	44	66	89	111	133	25.0	42	65	88	111	134	19	74	600
EWS FSC15NAG7	7.0	4.8	24.1	60	90	121	151	181	36.0	48	74	100	126	152	22	74	700
EWS FSC15NAG9	9.0	6.3	31.4	79	118	157	196	236	47.2	54	83	112	141	170	25	85	950

* 1 Micron filtration is available call Factory for details

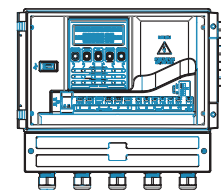
1 = **N** must be replaced by number of Vessels to order.

2 = Numbers given below denote the number of vessels.

EXCALIBUR 2"QC COMMERCIAL/INDUSTRIAL SYSTEM CONTROLLER PROGRESSIVE TURBIDITY FILTER SPECIFICATIONS



**System Controller
2" Fully Automatic
Multi-Tank
Electronic Demand
Commercial/Industrial
Turbidity Filters**



- Flow Rates up to 672 USGPM
- System design up to 6 vessels
- Internal Electronic Flow Meter
- Fully adjustable 6 cycle valve
- Progressive flow on demand filtered water
- Four methods to initiate regeneration metered immediate, metered delayed, time clock delayed or pressure differential
- System Controller Turbidity Filters utilize NHWB valves to initiate regenerations and progressive flow system operations
- Suspended solid removal to 5 micron
- Removes large and small suspended solids such as dirt, grit and turbidity
- High flow low pressure drop designs
- NSF 61 Certified


TURBIDITY SYSTEM SPECIFICATIONS

MODEL ¹	Vessel Media (ft ³)	FLOW RATE (GPM)								APPROX. SPACE REQUIRED (INCHES)						VESSEL SHIPPING WEIGHT (lbs)	
		Min.	Critical Set Point	Progressive Peak ²					Backwash	LENGTH ²					WIDTH		HEIGHT
				2	3	4	5	6		2	3	4	5	6			
EWS FSC2MQCNAG4	4.0	2.8	14.0	35	53	70	88	105	20.0	44	68	92	116	140	17	75	500
EWS FSC2MQCNAG5	5.0	3.5	17.7	44	66	89	111	133	25.0	48	74	100	126	152	19	74	650
EWS FSC2MQCNAG7	7.0	4.8	24.1	60	90	121	151	181	36.0	52	80	108	136	164	22	74	750
EWS FSC2MQCNAG9	9.0	6.3	31.4	79	118	157	196	236	47.2	54	83	112	141	170	25	85	1,000
EWS FSC2MQCNAG14	14.0	9.8	49.1	123	184	246	307	368	74.0	66	101	136	171	206	31	95	1,450

* 1 Micron filtration is available call Factory for details

1 = N must be replaced by number of Vessels to order.

2 = Numbers given below denote the number of vessels.



EXCALIBUR WATER SYSTEMS

TF. 705 733 8900 E. info@excaliburwater.com

www.excaliburwater.com